
Invesco Quantitative Strategies ESG Portfolio Report

Invesco Sustainable Pan European Systematic Equity Fund

31 March 2025



This marketing communication is for professional investors, qualified clients/sophisticated investors. Please do not redistribute. Investors should read the legal documents prior to investing.

Risk Warning

For complete information on risks, refer to the legal documents.

The value of investments and any income will fluctuate (this may partly be the result of exchange-rate fluctuations) and investors may not get back the full amount invested. The lack of common standards may result in different approaches to setting and achieving ESG objectives. In addition, the respect of the ESG criteria may cause the Fund to forego certain investment opportunities.

Invesco Quantitative Strategies integrated ESG approach

IQS follows a fully integrated ESG investment process which is built on a longstanding experience in customized ESG solutions, active engagement with companies and the Invesco proxy voting approach.

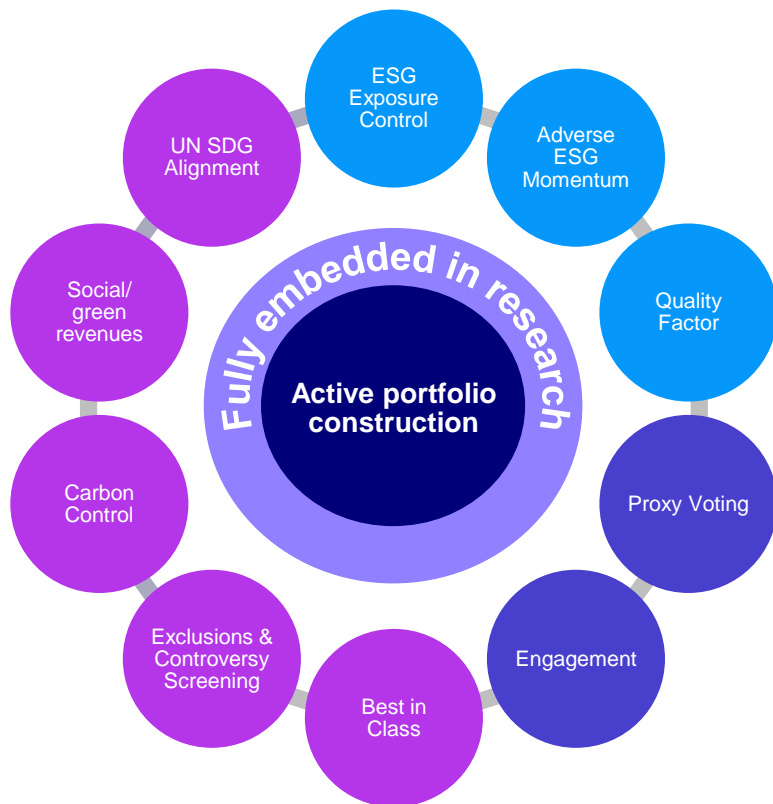
The team considers explicit and implicit key ESG aspects in their multi factor optimization process on a single stock, portfolio, and risk management level.

Besides incorporating proprietary aspects of governance within the **Quality factor**, all portfolios implement a dedicated **ESG exposure control** during portfolio construction and an **adverse ESG momentum** measure to restrict companies which face weak ESG scores and significant ESG downgrades, respectively.

Beyond a broad-based integration across all portfolios, a **carbon control** can be applied during portfolio construction to obtain a better overall carbon footprint in comparison to an underlying benchmark or investment universe.

Additional customized ESG criteria in form of **best-in-class** and **controversy monitoring** can be implemented to meet client specific ESG requirements, as well as internationally recognized norms, conventions and renowned ESG quality labels.

Further details on the ESG Criteria applied can be found in the ESG policy on <https://www.invescomanagementcompany.lu/>

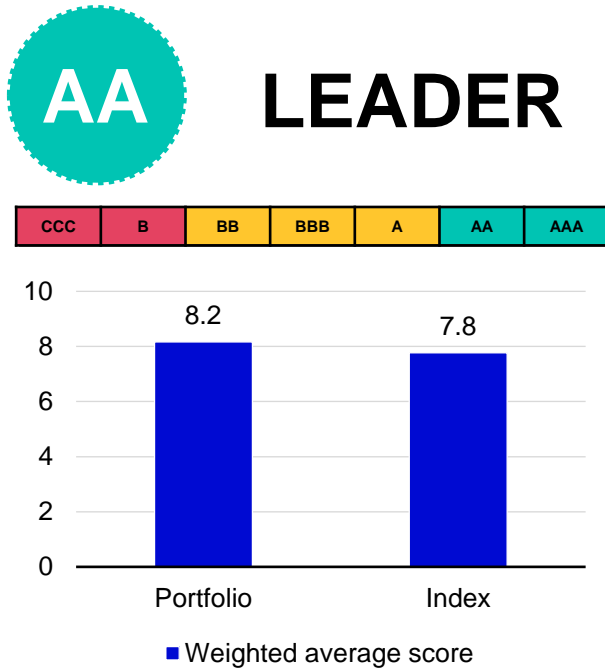


Source: Invesco Quantitative Strategies. For illustrative purposes only. Any investment decision should take into account all the characteristics of the fund as described in the legal documents. For sustainability related aspects, please refer to [https://www.invescomanagementcompany.lu.](https://www.invescomanagementcompany.lu/) The investment concerns the acquisition of units in an actively managed fund and not in a given underlying asset.

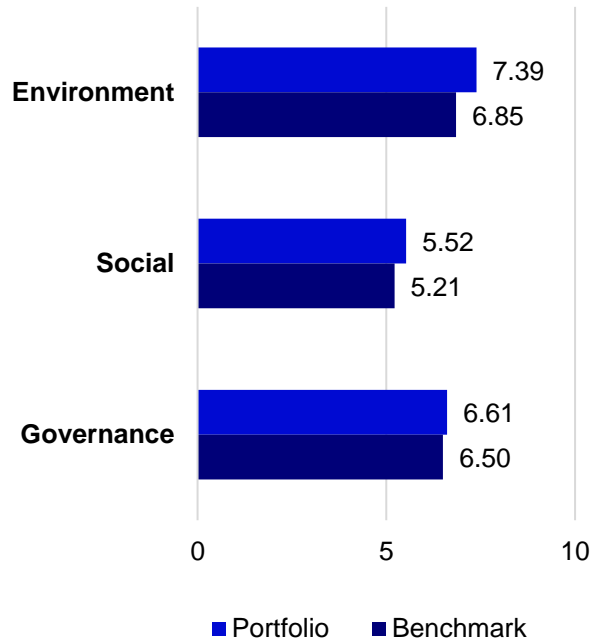
ESG Portfolio Report

Invesco Sustainable Pan European Systematic Equity Fund

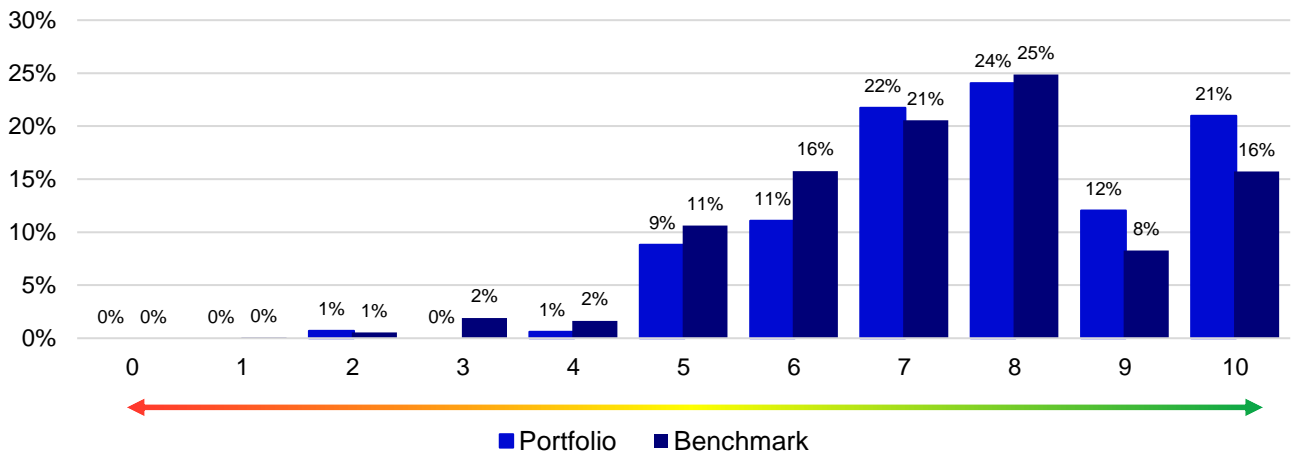
Overall ESG scores



ESG theme scores



ESG rating distribution



ESG rating availability

Weight in %	Portfolio	Benchmark
Weighted coverage of available ESG ratings	100.0%	100.0%

Source: Invesco, MSCI ESG Research. As of 31 March 2025. Benchmark: MSCI Europe ND
 Overall ESG Score: MSCI ESG industry adjusted company ratings. Scores range from 0-10, 10 is the best ESG score, while 0 is the lowest ESG score. The MSCI ESG scores are mapped to a letter rating as follows: AAA: 8.57-10.0, AA: 7.14-8.57, A: 5.71-7.14, BBB: 4.29-5.71, BB: 2.86-4.29, B: 1.43-2.85, CCC: 0.00-1.43. Weighted Coverage is the percentage of the portfolio and benchmark that the ESG research is available.

UN Global Compact ¹

	Portfolio (weight%)	Benchmark (weight%)	Portfolio (number)	Benchmark (number)
UN Global Compact breaches	0.0	0.0	0	0

UN Global Compact screening identifies companies that violate the United Nations Global Compact Principles.

Global initiatives ²

Weight in %	Portfolio	Benchmark
Science-based Climate or Emissions Targets Set	65.7	60.8
Science-based Climate or Emissions Targets Committed	13.7	11.0
EU Taxonomy (% of revenue aligned)	3.7	4.0

Targets are considered "science-based" if they are in line with decarbonization required to keep global temperature increase below 2°C as described in the Fifth Assessment Report of the Intergovernmental Panel on Climate Change.

Organizations whose target status is 'targets set' have had their targets independently validated by the SBTi (Science Based Targets initiative).

Organizations whose target status is 'committed' have made a public commitment to set a science-based target aligned with the SBTi's target-setting criteria within 24 months.

The Belgian label "Towards Sustainability" was developed in 2019 on the initiative of Febelfin, the Belgian association of the financial sector, and is awarded by the independent organization Central Labelling Agency. For more information, visit www.towardssustainability.be



Source: Invesco, MSCI, ISS Climate Solution: ¹ UN Global Compact Screening based on MSCI Controversial Screening. Indicates portfolio/benchmark weight of holdings which fails to comply with UN Global Compact Norms. ² ISS Climate Solution, per 2022.

Business involvement screening¹

	Portfolio 5% threshold	Benchmark 5% threshold
Tobacco (% weight)	0.1	1.0
Alcohol (% weight)	2.5	1.8
Gambling (% weight)	0.2	0.2
Controversial Weapons (% weight) ²	0.0	0.0
Other Weapons & firearms (% weight)	0.1	1.7
Fossil Fuels industries (% weight)	1.1	5.2
Coal fuel power generation (% weight)	0.0	0.1

Portfolio positioning

Top ESG rated companies in portfolio Identifies the top 5 ESG rated companies in the portfolio			
---	--	--	--

Name	Sector	Overall ESG Score ³	Port. Weight
Danone	ConSt	10	1.8%
Henkel Ag&Co. Kga	ConSt	10	1.5%
Telia Company Ab	Tele	10	1.5%
Zurich Insurance	Finc	10	1.3%
Orkla	ConSt	10	1.2%

Bottom ESG rated companies in portfolio Identifies the bottom 5 ESG rated companies in the portfolio			
---	--	--	--

Name	Sector	Overall ESG Score ³	Port. Weight
Koninklijke Philip	HlthC	2.2	0.7%
Vivendi Se	Tele	4.8	0.5%
Seb	ConDis	4.9	0.1%
Bca Mps	Finc	5.2	0.6%
Brenntag Se	Ind	5.3	0.5%

Portfolio holdings in the top ESG quartile Companies with an ESG rating above 7.5	
--	--

Number of securities	112
Portfolio weight	69.44%

Portfolio holdings in the lowest ESG quartile Companies with an ESG rating below 2.5	
---	--

Number of securities	1
Portfolio weight	0.69%

Source: Invesco, MSCI ESG Research, Moody's ESG, Sustainalytics. ¹ Source: Moody's ESG Business involvement data. Indicates portfolio/ benchmark weight of holdings which derive more than 5% or 10% (as indicated in the header) revenue from this business activity. ² Source: Sustainalytics. Indicates portfolio/ benchmark weight of holdings which are involved in key and dedicated components of anti-personnel mines, cluster munitions, and chemical and biological weapons. ³ Source: Overall ESG Score: MSCI ESG industry adjusted company ratings. Scores range from 0-10.

Carbon footprint analysis – key data

	Portfolio	Benchmark	Delta % vs Benchmark
CO2 Intensity (Scope 1)	44.2	64.4	-31.3
CO2 Intensity (Scope 2)	7.8	19.5	-60.2
CO2 Intensity (Scope 1 + 2)	52.0	83.9	-38.0
CO2 Intensity Total (Scope 1 + 2 + 3*)	914.0	1,402.9	-34.8
Total Carbon Emissions (tonnes CO2e)	94,149	88,409	6.5
Low Carbon Transition Score	6.2	5.8	0.3
Coverage Total	100.0%	99.5%	

Sector CO2 Intensity (Scope 1 + 2)	Active Weight	Portfolio	Benchmark	Delta % vs Benchmark
Communication Services	7.2	0.9	0.3	246.8
Consumer Discretionary	-0.4	1.8	2.1	-12.4
Consumer Staples	4.9	4.6	3.0	55.0
Energy	-4.9	0.0	10.4	-100.0
Financials	2.1	0.3	0.6	-58.2
Health Care	-1.5	1.8	2.0	-11.4
Industrials	-1.9	12.9	4.7	171.3
Information Technology	-2.5	0.2	0.5	-49.6
Materials	-1.2	28.3	42.5	-33.6
Utilities	-1.7	1.2	17.8	-93.0

Glossary:

Intensity: Carbon intensity is calculated using data from ISS Climate solutions. Carbon intensity is calculated as weighted average of the respective scope emissions(CO2 equivalents) per USD million of revenue.

Scope 1 emission: Issuers Scope 1 Direct emissions (tCO2e). The Direct emissions data represents the final, ISS-Ethix reviewed and approved value based on the ISS-Ethix Climate Solution methodology, which selects the accurate value from available sources.

Scope 2 emission: Issuers Scope 2 Energy Indirect emissions (tCO2e). The Energy Indirect emissions data represents the final, ISS-Ethix reviewed and approved value based on the ISS-Ethix Climate Solution methodology, which selects the accurate value from available sources.

Scope 3 emission: Issuer's Scope 3 "Other Indirect" emissions (tCO2e). For Scope 3 emissions, all provided data has been estimated. Reported Scope 3 emissions are generally unreliable and thus estimated Scope 3 emissions are included in this datapoint.

CO2 Total aggregate of Scope 1, Scope 2 and Scope 3.

Low Carbon Transition Score: The MSCI Low Carbon Transition Score evaluates a company's exposure to various risks and opportunities related to the low carbon transition. This assessment is industry-neutral and considers both primary and secondary risks. Scores range from 0 to 10, with 10 representing the highest possible score.

Source: Invesco, ISS Climate Solution. Coverage is the percentage of the portfolio and benchmark where the ISS Climate Solution Carbon data research is available. Portfolio level carbon intensity figures are an indicative measure of exposure to carbon risk that should be considered alongside sector and company specific metrics. Latest climate dataset available is as of 2022. * Due to data accuracy reasons, scope 3 emissions are currently not included in the portfolio construction.

TEUROL Account Level – Please adapt!

Investment Risks

For complete information on risks, refer to the legal documents. The value of investments and any income will fluctuate (this may partly be the result of exchange-rate fluctuations) and investors may not get back the full amount invested. The lack of common standards may result in different approaches to setting and achieving ESG objectives. In addition, the respect of the ESG criteria may cause the Fund to forego certain investment opportunities.

Important Information

This marketing communication is exclusively for use by professional investors in Continental Europe as defined below, Qualified Clients/Sophisticated Investors in Israel and Professional Clients in Cyprus, Dubai, Jersey, Guernsey, Ireland, Isle of Man, Malta and the UK. This communication may also be used by financial intermediaries in the United States as defined below. It is not intended for and should not be distributed to the public.

For the distribution of this communication, Continental Europe is defined as Austria, Belgium, Croatia, Czech Republic, Denmark, Finland, France, Germany, Greece, Hungary, Italy, Liechtenstein, Luxembourg, Netherlands, Norway, Slovakia, Spain, Sweden and Switzerland

Data as at 31.03.2025, unless otherwise stated. By accepting this material, you consent to communicate with us in English, unless you inform us otherwise. This is marketing material and not financial advice. It is not intended as a recommendation to buy or sell any particular asset class, security or strategy. Regulatory requirements that require impartiality of investment/investment strategy recommendations are therefore not applicable nor are any prohibitions to trade before publication. Views and opinions are based on current market conditions and are subject to change. For more information on our funds and the relevant risks, please refer to the share class-specific Key Information Documents/Key Investor Information Documents (available in local language), the financial reports and the Prospectus, available from www.invesco.eu. A summary of investor rights is available in English from www.invescomanagementcompany.lu. The management company may terminate marketing arrangements. Not all share classes of this fund may be available for public sale in all jurisdictions and not all share classes are the same nor do they necessarily suit every investor.

Issued by Invesco Management S.A., President Building, 37A Avenue JF Kennedy, L-1855 Luxembourg, regulated by the Commission de Surveillance du Secteur Financier, Luxembourg.

Cyprus: Any scheme provided by the Cyprus regulatory system, for the protection of retail clients, does not apply to offshore investments. Compensation under any such scheme will not be available. The fund is subject to the provisions of the European Directive 2009/65/EC. **Denmark:** The fund is registered in Denmark for professional investors only and not for public distribution. **Dubai:** Invesco Asset Management Limited, Index Tower Level 6 - Unit 616, P.O. Box 506599, Al Mustaqbal Street, DIFC, Dubai, United Arab Emirates. Regulated by the Dubai Financial Services Authority. **Guernsey:** The fund can only be promoted to Professional Clients. **Israel:** Issued by Invesco Asset Management Limited, Perpetual Park, Perpetual Park Drive, Henley-on-Thames, Oxfordshire RG9 1HH, UK. Authorised and regulated by the Financial Conduct Authority. No action has been taken or will be taken in Israel that would permit a public offering of the Fund or distribution of this document to the public. This Fund has not been approved by the Israel Securities Authority (the ISA). The Fund shall only be sold in Israel to an investor of the type listed in the First Schedule to the Israeli Securities Law, 1968, who in each case have provided written confirmation that they qualify as Sophisticated Investors, and that they are aware of the consequences of such designation and agree thereto and further that the Fund is being purchased for its own account and not for the purpose of re-sale or distribution, other than, in the case of an offeree which is an Sophisticated Investor, where such offeree is purchasing product for another party which is an Sophisticated Investor. This document may not be reproduced or used for any other purpose, nor be furnished to any other person other than those to whom copies have been sent. Nothing in this document should be considered investment advice or investment marketing as defined in the Regulation of Investment Advice, Investment Marketing and Portfolio Management Law, 1995 ("the Investment Advice Law"). Neither Invesco Ltd. nor its subsidiaries are licensed under the Investment Advice Law, nor does it carry the insurance as required of a licensee thereunder. This document does not constitute an offer to sell or solicitation of an offer to buy any securities or fund units other than the fund offered hereby, nor does it constitute an offer to sell to or solicitation of an offer to buy from any person in any state or other jurisdiction in which such offer or solicitation would be unlawful, or in which the person making such offer or solicitation is not qualified to do so, or to a person to whom it is unlawful to make such offer or solicitation. **Switzerland:** Issued by Invesco Asset Management (Schweiz) AG, Talacker 34, CH-8001 Zurich, who acts as representative for the funds distributed in Switzerland. Paying agent in Switzerland: BNP PARIBAS, Paris, Zurich Branch, Selnaustrasse 16 8002 Zürich. The Prospectus, Key Information Document, and financial reports may be obtained free of charge from the Representative. The funds are domiciled in Luxembourg. **Liechtenstein:** Paying agent in Liechtenstein is LGT Bank AG, Herrengasse 12, FL-9490 Vaduz, Principality of Liechtenstein. **Jersey:** Consent under the Control of Borrowing (Jersey) Order 1958 (the "COBO Order") has not been obtained for the circulation of this communication. The offer that is the subject of this communication may only be made in Jersey where it is valid in the United Kingdom. **Malta:** Investments should be based on the full details of the Prospectuses. The Prospectuses, the fund and share class-specific Key Information Documents and further information are available at our website www.invesco.eu and from the issuer. **Additional information for financial intermediaries in the United States:** This document is intended for distribution to US financial intermediaries for informational purposes and in relation to their activities with offshore clients only. The Funds are not registered under any US securities law, and may not be offered or sold directly or indirectly in the US, its territories or possessions, nor to any US persons, citizens or residents. The Fund must not be marketed on US soil. Issued in the US by Invesco Distributors, Inc., 11 Greenway Plaza, Suite 1000, Houston, Texas 77046, USA. Invesco Distributors, Inc. is the appointed US sub-distributor of the Invesco Funds SICAV. All entities are indirect, wholly owned subsidiaries of Invesco Ltd..