

### Summary of fund objective

The Fund's investment objective is to generate income and long-term capital growth. The Fund seeks to achieve its investment objective by investing primarily in a diversified portfolio of global equity securities and equity-linked notes (ELNs) designed to generate high income while providing downside protection as well as equity market upside participation. For the full objectives and investment policy please consult the current prospectus.

### Key facts



Fund managed by The Global Asset Allocation Team<sup>1</sup>

#### Share class launch

05 July 2022

#### Original fund launch

05 July 2022

#### Legal status

Luxembourg SICAV with UCITS status

#### Share class currency

USD

#### Share class type

Accumulation

#### Fund size

USD 54.92 mn

#### Reference Benchmark

MSCI AC World Index (Net Total Return)

#### Bloomberg code

INEIAZU LX

#### ISIN code

LU2471135330

#### Settlement date

Trade Date + 3 Days

### Investment risks

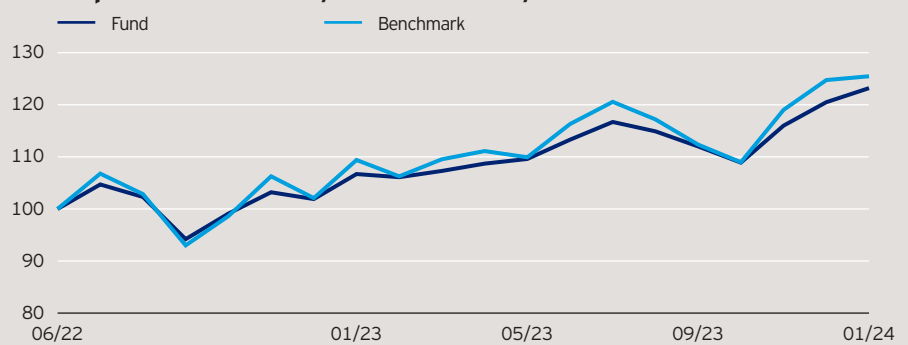
For complete information on risks, refer to the legal documents. The value of investments and any income will fluctuate (this may partly be the result of exchange rate fluctuations) and investors may not get back the full amount invested. The Fund may distribute out of gross income and/or directly from capital, therefore this will result in a reduction of the capital and will constrain future capital growth. The insolvency of any institutions acting as counterparty to equity linked notes or derivatives may expose the fund to financial loss.

### Fund Strategy

The fund manager seeks to provide high income, downside risk mitigation, and growth from diversified exposure to the global equity market. The strategy seeks to achieve these objectives by investing in a combination of two sub-portfolios: 1) a broadly diversified portfolio of global stocks; where the value of these stocks can go down as well as up and 2) a portfolio of fully funded equity index-linked notes (ELNs), specifically designed to provide high income and defensive exposure to the broad global equity markets. The ELNs provide partial protection to the overall value of the fund but do not guarantee that the value of the fund cannot decrease.

Past performance does not predict future returns. Data points are as at month end.

### Indexed performance 5 July 2022 - 31 January 2024\*



### Cumulative performance\*

in %	YTD	1 month	1 year	3 years	Since inception
Fund	2.24	2.24	15.46	-	23.20
Benchmark	0.59	0.59	14.70	-	25.48
Quartile ranking	1	1	1	-	-
Absolute ranking	30/118	30/118	9/109	-	-

MStar Category: EAA Fund Global Equity Income

### Calendar year performance\*

in %	2019	2020	2021	2022	2023
Fund	-	-	-	-	18.25
Benchmark	-	-	-	-	22.20

### Standardised rolling 12 month performance\*

in %	01.14	01.15	01.16	01.17	01.18	01.19	01.20	01.21	01.22	01.23	01.24
Fund	-	-	-	-	-	-	-	-	0.00	15.46	
Benchmark	-	-	-	-	-	-	-	-	0.00	14.70	

The performance data shown does not take account of the commissions and costs incurred on the issue and redemption of units. Returns may increase or decrease as a result of currency fluctuations. The investment concerns the acquisition of units in an actively managed fund and not in a given underlying asset.

# Invesco Global Equity Income Advantage Fund

Z-Acc Shares

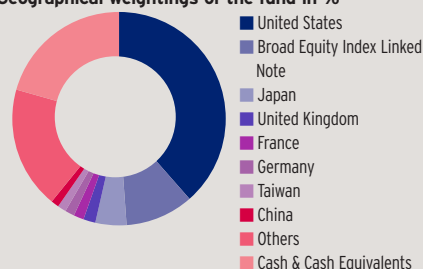
31 January 2024

## Top 10 holdings\*

(total holdings: 648)

Holding	Sector	%
Microsoft	Information Technology	3.2
Apple	Information Technology	2.5
Alphabet 'A'	Communication Services	1.9
Nvidia	Information Technology	1.9
JPMorgan Chase	Financials	1.1
Broadcom	Information Technology	0.9
Booking	Consumer Discretionary	0.7
Visa 'A'	Financials	0.6
Citigroup	Financials	0.6
Taiwan Semiconductor Manufacturing ADR	Information Technology	0.6

## Geographical weightings of the fund in %\*

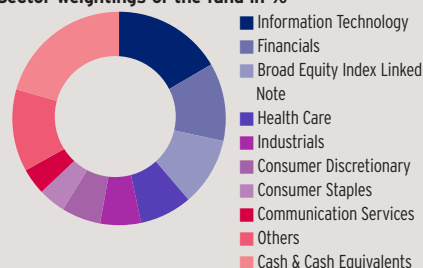


## Geographical weightings\*

	in %		in %
United States	38.5	Information Technology	16.6
Broad Equity Index Linked Note	10.4	Financials	11.8
Japan	4.7	Broad Equity Index Linked Note	10.4
United Kingdom	1.8	Health Care	7.9
France	1.5	Industrials	6.2
Germany	1.4	Consumer Discretionary	6.0
Taiwan	1.3	Consumer Staples	4.1
China	1.2	Communication Services	4.0
Others	18.5	Others	12.5
Cash & Cash Equivalents	20.6	Cash & Cash Equivalents	20.6

## Sector weightings\*

## Sector weightings of the fund in %\*



## Financial characteristics\*

Average weighted market capitalisation	USD 429.04 bn
Median market capitalisation	USD 34.69 bn

## Yield %\*

Gross Running Yield	8.67
---------------------	------

## NAV and fees

### Current NAV

USD 12.32

### 12 month price high

USD 12.33 (30/01/2024)

### 12 month price low

USD 10.29 (15/03/2023)

### Minimum investment <sup>2</sup>

USD 1,500

### Entry charge

Up to 5.00%

### Annual management fee

0.62%

### Ongoing charges <sup>3</sup>

0.92%

Source: \*Invesco. Top 10 reflects equity holdings only. "Broad Equity Index Linked Note" represents the combined exposure to US, Developed, and Emerging market equity index-linked notes, which are weighted by market cap to construct a global portfolio. Cash is held as a downside buffer alongside US, Developed, and Emerging market equity index option exposure within equity linked notes to enhance the liquidity and defensiveness of the portfolio. Costs may increase or decrease as result of currency and exchange rate fluctuations. Consult the legal documents for further information on costs. Portfolio weightings and allocations are subject to change. The weightings for each breakdown are rounded to the nearest tenth or hundredth of a percent; therefore, the aggregate weights for each breakdown may not equal 100%. **A discretionary cap on multiple components of the total costs is maintained. This discretionary cap may positively impact the performance of the Share Class.**

---

# Invesco Global Equity Income Advantage Fund

Z-Acc Shares

31 January 2024

---

## Important Information

<sup>1</sup>The Invesco Global Asset Allocation Team comprises CIO Scott Wolle\*, Portfolio Managers Mark Ahnrud, Chris Devine, Scott Hixon, Christian Ulrich and John Burrello.\*Shown in picture.

<sup>2</sup>The minimum investment amounts are: USD 1,500 / EUR 1,000 / GBP 1,000 / CHF 1,500 / SEK 10,000. Please contact us or refer to the most up to date Prospectus for details of minimum investment amounts in other currencies.

<sup>3</sup>The Ongoing Charges figure includes the annual management fee and other administrative or operating costs. It is a percentage of the value of your investment per year. This is an estimate based on actual costs over the last year. It excludes portfolio transaction costs except in the case of an entry or exit charge paid by the Fund when buying or selling shares/units in another fund.

**This marketing communication is directed at retail clients in the UK. Investors should read the legal documents prior to investing. Data as at 31 January 2024, unless otherwise stated.**

This is marketing material and not financial advice. It is not intended as a recommendation to buy or sell any particular asset class, security or strategy. Regulatory requirements that require impartiality of investment/investment strategy recommendations are therefore not applicable nor are any prohibitions to trade before publication. Views and opinions are based on current market conditions and are subject to change. The Historic Yield reflects distributions declared over the past twelve months as a percentage of the mid-market price of the fund, as at the date shown. Investors may be subject to tax on their distributions. For information on our funds and the relevant risks, refer to the Key Information Documents/Key Investor Information Documents (local languages) and Prospectus (English, French, German, Spanish, Italian), and the financial reports, available from [www.invesco.eu](http://www.invesco.eu). A summary of investor rights is available in English from [www.invescomanagementcompany.lu](http://www.invescomanagementcompany.lu). The management company may terminate marketing arrangements. Not all share classes of this fund may be available for public sale in all jurisdictions and not all share classes are the same nor do they necessarily suit every investor. If investors are unsure if this product is suitable for them, they should seek advice from a financial adviser. Whilst the fund manager considers ESG aspects they are not bound by any specific ESG criteria and have the flexibility to invest across the ESG spectrum from best to worst in class.

© 2024 Morningstar. All rights reserved. The information contained herein: (1) is proprietary to Morningstar and/or its content providers; (2) may not be copied or distributed; and (3) is not warranted to be accurate, complete or timely. Neither Morningstar nor its content providers are responsible for any damages or losses arising from any use of this information.

Issued by Invesco Management S.A., President Building, 37A Avenue JF Kennedy, L-1855 Luxembourg, regulated by the Commission de Surveillance du Secteur Financier, Luxembourg.

# Invesco Global Equity Income Advantage Fund

Z-Acc Shares

31 January 2024

## SFDR (Sustainable Finance Disclosure Regulation)

The Fund complies with Article 8 with respect to the EU's Sustainable Finance Disclosure Regulation\*. As such, the fund promotes, among other characteristics, environmental or social characteristics or a combination of those characteristics. In addition, the companies in which the fund invests follow good governance practices. \*Regulation (EU) 2019/2088 on sustainability - related disclosures in the financial services sector.

## Exclusion Framework

The Fund embeds an exclusionary framework to specific activities based on UN Global Compact, severe governmental sanctions, revenue thresholds for certain activities linked to environmental and/or social criteria, as well as ensuring that companies follow good governance practices. The list of activities and their thresholds are listed below. For further details on the exclusion framework and characteristics applied by the fund please refer to the website of the manager <https://www.invescomanagementcompany.lu>:

<b>UN Global Compact</b>	- Non-Compliant
<b>Coal</b>	- Thermal Coal extraction: $\geq 5\%$ of revenue - Thermal Coal Power Generation: $\geq 5\%$ of revenue - Thermal Coal Power Generation Capacity: $\geq 5\%$ of capacity
<b>Unconventional oil and gas</b>	- $\geq 0\%$ of revenue/capacity on each of the following: Arctic oil and gas extraction (revenue) Oil sands extraction (revenue & capacity) Shale energy extraction (revenue)
<b>Oil and Gas</b>	- Oil and gas production: $\geq 5\%$ of revenue - Oil and gas supporting products and services: $\geq 5\%$ of revenue - Oil and gas generation: $\geq 5\%$ of revenue
<b>Military</b>	- Military contracting weapons: $\geq 5\%$ of revenue - Military contracting weapons related products and services: $\geq 5\%$ of revenue - Military contracting non weapon related products and services: $\geq 5\%$ of revenue
<b>Controversial weapons</b>	- 0% of revenue
<b>Tobacco</b>	- Tobacco products production: $\geq 5\%$ of revenue - Tobacco related products and services: $\geq 5\%$ of revenue - Tobacco products retail: $\geq 5\%$ of revenue
<b>Controversies</b>	- In the field of labour relations - In the field of social supply chain - In the field of forced child labour - In the field of biodiversity - In the field of preventing and managing pollution - In the field of community involvement - In the field of human rights - Corruption related
<b>Country/Sector exclusions</b>	- Bottom 15% by region and sector are excluded based on MSCI ESG score

\*At Invesco we continuously monitor any applicable sanctions, including those imposed by the UN/US/EU and UK. These sanctions may preclude investments in the securities of various governments/regimes/entities and as such will be included in our compliance guidelines and workflows (designed to ensure compliance with such sanctions). The wording of international sanctions is something that we pay particular attention to as there are occasions where sanctions can exist in limited form, for example allowing investments in the secondary market. In addition to sanctions targeting entire countries, there are other thematic regimes, which may focus for example on human rights, cyber attacks, terrorist financing and corruption, which may apply to both individuals and/or entities/corporations.

Any investment decision should take into account all the characteristics of the fund as described in the legal documents. For sustainability related aspects, please refer to: <https://www.invescomanagementcompany.lu/lux-manco/literature>.

## Invesco's Commitment to ESG

Invesco has an investment-led ESG approach. We provide a comprehensive range of ESG-focused capabilities that enable clients to express their values through investing. We also integrate financially material ESG considerations across our investment platform, taking into account critical factors that help us deliver strong outcomes to clients.